



THE TWENTY POINT PROGRAMME-1986

ANNUAL REPORT

2005-06

**GOVT. OF NCT OF DELHI
PLANNING DEPARTMENT (TPP UNIT)
4TH LEVEL, B-WING, DELHI SECRETARIAT
I.P. ESTATE, NEW DELHI-110002.**

Website : www.delhiplanning.nic.in

20-Point Programme-1986

1. **Attack on Rural Poverty**
2. **Strategy for Rainfed Agriculture**
3. **Better Use of Irrigation Water**
4. **Bigger Harvest**
5. **Enforcement of Land Reforms**
6. **Special Programmes for Rural Labour**
7. **Clean Drinking Water**
8. **Health for All**
 - 08 A - **Community Health Centres**
 - 08 B - **Primary Health Centres**
 - 08 D - **Immunization of Children**
 - (i) **DPT**
 - (ii) **Polio**
 - (iii) **BCG**
9. **Two Child Norm**
 - 09 C - **ICDS Blocks (Cumulative)**
 - 09 D - **Anganwadis (Cumulative)**
10. **Expansion of Education**
11. **Justice to Scheduled Castes & Scheduled Tribes**
 - 11 A - **SC Families Assisted**
12. **Equality for Women**
13. **New Opportunities for Youth**
14. **Housing for the People**
15. **Improvement of Slums**
 - 15 - **Slum Improvement**
16. **New Strategy for Forestry**
 - 16 A - **Tree Plantation**
17. **Protection of the Environment**
18. **Concern for the Consumer**
19. **Energy for the Villages**
20. **A Responsive Administration**

PREFACE

A package of programme comprising scheme relating to poverty alleviation, employment generation, education and health etc. called Twenty Point Programme -1986 has been in operation since 1975. This programme was re-structured once in 1982 and again in 1986. The present programme known as TPP –1986 has been in operation since April, 1987. At present 119 important points/schemes are being implemented all over India under TPP 1986. Out of this programme 8 items under 5 points are being implemented by Govt of NCT of Delhi and are being monitored by TPP Unit of Planning Department.

Need to prepare an Annual Report including all these 8 items under 5 points was being felt for a long time. The TPP Unit of Planning Department has attempted to prepare the Annual Report 2005-06 showing the achievement of the different departments which are implementing these schemes. In some cases the targets, fixed by the Ministry of Statistics & Programme Implementation, Govt of India has not been achieved, in those cases the TPP Unit has tried to explain the reason of the short falls. This is the 1st edition brought out by the TPP Unit of the Planning Department.

I would like to record my appreciation to Dr. B.L. Pathak, Joint Director, TPP and the staff of TPP Unit. The Annual Report has been prepared under the guidance of Sh.Chhalu Ram, Deputy Director, and under the supervision of Dr.T.R.Tanwar, Assistant Director. The compilation and tabulation work was done by Sh. Shyam Babu Statistical Assistant and the Annual Report – 2005-06 on Twenty Point Programme –1986 was drafted by Sh. Mohar Singh, R.O.

The suggestion, if any, for improvement of the Report would be highly appreciated

Dr. B.K. Sharma
Director (Planning)

CONTENTS

S.No.	Description		Page No.
	Introduction		1
	Overall Performance Analysis		
	Part-I		
	I	An overview	4
	II	Highlights	5
	Part – II		
	Item No.	Point-wise Performance Tables	
1	08A	Community Health Centres	14
2	08B	Primary Health Centres	14
3	08D	Immunization of Children	15
		DPT	
		Polio	
		BCG	
4	09C	Integrated Child Development Services Blocks Operational (Cumulative)	16
5	09D	Anganwadies Operational (Cumulative)	16
6	11A	S.C. Families Assisted	17
7	15	Slum Improvement (Population Covered)	17
8	16A	Tree Plantation on Private Lands	18

INTRODUCTION

The Twenty Point Programme (TPP), was initially launched by the Govt. of India in 1975 and was first revised in 1982. This was a package of Social Sector Scheme/Programme having a bearing on the lives of the poor and the under privileged. The programme was last restructured in 1986 and the same is in operation since 1st April 1987 in the present form. The main focus of the programme is on poverty alleviation, improving the quality of life of the poor etc.

2. The programme consists of 119 items. Out of these, 65 items are monitored against physical targets and 54 on evaluatory basis. Further, out of 65 physically monitored items, 20 have been identified for monitoring on monthly basis. Out of these 20 items, 12 most important items have been identified for ranking of the states on the basis of achievements. Further, out of the above 20 items, only 8 items converting 5 points under TPP are being monitored on monthly basis in case of Delhi. The various Deptts. / Agencies implementing these 8 items are as under:

The Implementing Deptts./Agencies of NCT of Delhi in respect of monthly monitored items of TPP

S.No.	Item No.	Item Description	Nodal Deptt/Agency
1	8A	Community Health Centres	MCD, DHS
2	8B	Primary Health Centres	MCD, DHS
3	8D	Immunization of Children	Dte. of Family Welfare
		DPT	
		Polio	
		BCG	
4	9C	ICDS Block (Cumulative)	Dte of Social Welfare
5	9D	Anganwadis (Cumulative)	Dte. of Social Welfare

6	11A	SC Families Assisted	(i) Development Deptt
			(ii) DSCF & DC
			(iii) Training & Technical Education
			(iv) Commissioner of Industries
			(v) KVIB
7	15	Slum Improvement	(i) Slum & JJ Deptt.
			(ii) NDMC
8	16A	Tree Plantation	Conservator of Forest

3 The performance of each states in respect of these 20 items is evaluated by the Ministry of Statistics & Programme Implementation, Govt. of India against pre set targets. The Annual targets for various items under TPP are fixed by the Nodal Ministries concerned of Govt of India and relevant targets for various items of TPP are communicated by the Ministry of Statistics & Programme Implementation, Govt. of India to all the States & UTs for implementation .

4 TPP Unit of Planning Department, Govt. of NCT of Delhi compiles the consolidated Monthly Progress Report (MPR) in respect of various programmes under TPP based on the achievements reported by the concerned implementing Departments/Agencies and this unit sends the Monthly Progress Report regularly to the Ministry of Statistics & Programme Implementation, Govt of India.

PART – I

TWENTY POINT PROGRAMME – 1986

OVERALL PERFORMANCE ANALYSIS

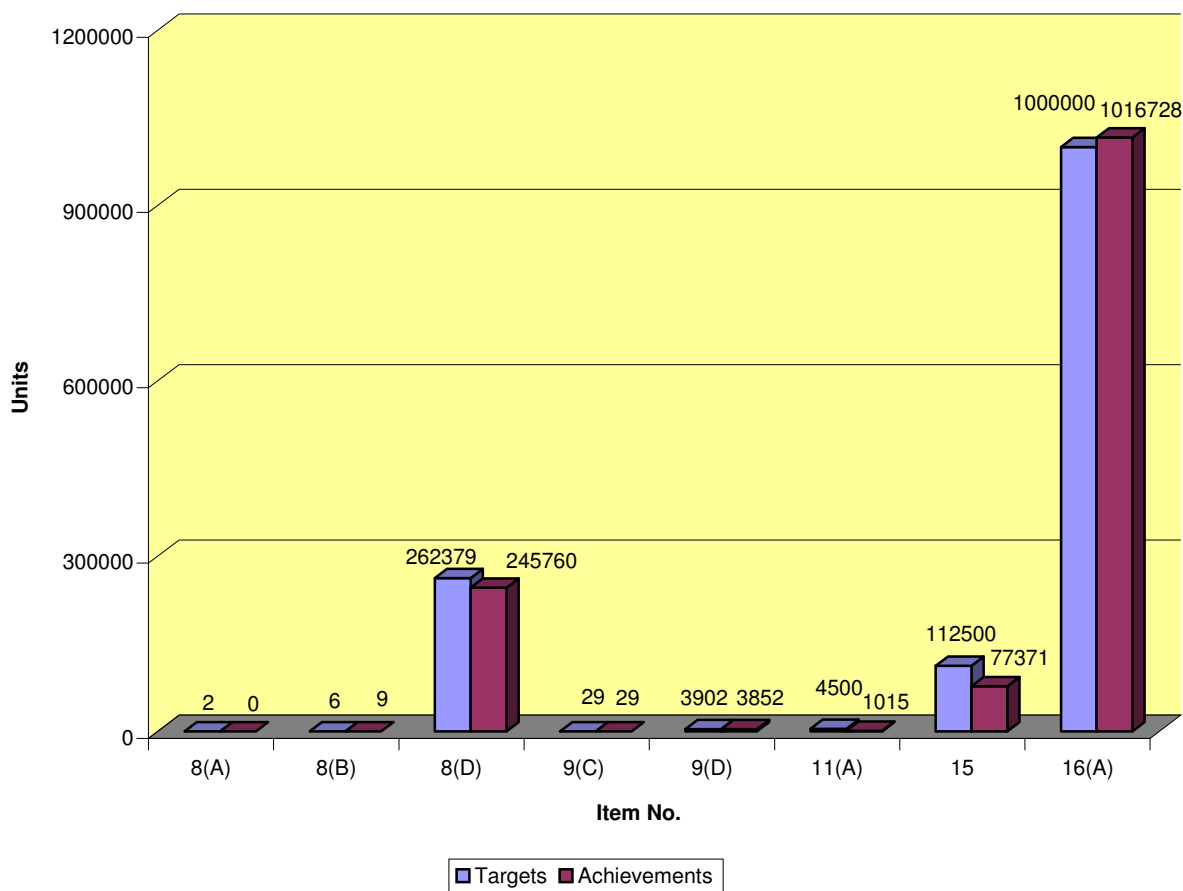
AN OVERVIEW

The Annual Progress Report of Twenty Point Programme consists of two parts: Part-I contains an analysis of the overall performance, whereas Part-II deals with point wise performance.

The analysis of data for the period April, 2005 – March, 2006 shows that the performance under Five items has been ‘Very Good’ (90% or above the target). These items are: (i) Primary Health Centres (ii) Immunization of Children (DPT, Polio and BCG) (iii) ICDS Blocks operational (Cumulative) (iv) Anganwadis operational (Cumulative) and (v) Tree Plantation.

In case of three items, the performance has been graded as ‘Poor’ (below 80% of the target). These items are (i) Community Health Centres (ii) SC families assisted and (iii) Slum improvement.

Targets & Achievements



II – HIGHLIGHTS

Target and achievement in respect of 8 items under TPP during 2005-06 which are being monitored on monthly basis are as under:

S. No.	Item	Target 2005-06	Cumulative achievement from April, 2005 – March, 2006
1.	<u>Health for all</u> Community Health Centres (CHCs)	2	-
2.	Primary Health Centres (PHCs)	6	9 Health Centres have been opened by Dte. of Health Services, which were considered as substitute of PHC by Min. of Health and Family Welfare, Govt. of India.
3.	Immunization of children (i) DPT (ii) Polio (iii) BCG	262379	2,45,760 infants have been immunized under DPT, Polio and BCG.
4.	ICDS Blocks Operational	29	29 ICDS Blocks were in operation in the Govt. of NCT of Delhi
5.	Anganwadies Operational	3902	3852 Anganwadis were functioning in NCT of Delhi
6.	SC families assisted	4500	1015 S.C. families have been assisted
7.	Slums Improvement	1,12,500	77371 people in slum areas have been provided basic amenities under the schemes of Environment Improvement of Urban Slum (EIUS) and Centrally Assisted Slum Development Programme (CASDP).
8.	Tree Plantation	10,00,000	1016718 trees have been planted under Tree Plantation Programme by various departments/ agencies of NCT of Delhi.

ACHIEVEMENTS HIGHLIGHT

Performance during April, 2005 to March, 2006

The cumulative performance during April, 2005 to March, 2006 has been 'Very Good' for 5 items and 'Poor' for 3 items as follows:

A. 'Very Good Performance (90% or above of targets)

Item Code	Description	% Achievement
08B	Primary Health Centres	150
08D	Immunization of Children	
	DPT	93.94
	Polio	96.82
	BCG	117.29
09C	ICDS Blocks (Cumulative)	100
09D	Anganwadis (Cumulative)	98.71
15	Tree Plantation	101.67

B. Poor Performance (below 80%)

Point	Item No.	% Achievement
11A	SC Families Assisted	22.55
15	Slum Improvement	68.77

C. Areas of concern where the Performance is NIL

Point	Item No.	% Achievement
08A	Community Health Centres	Nil

% Age Achievements of Targets During 2005-06 [April to March]

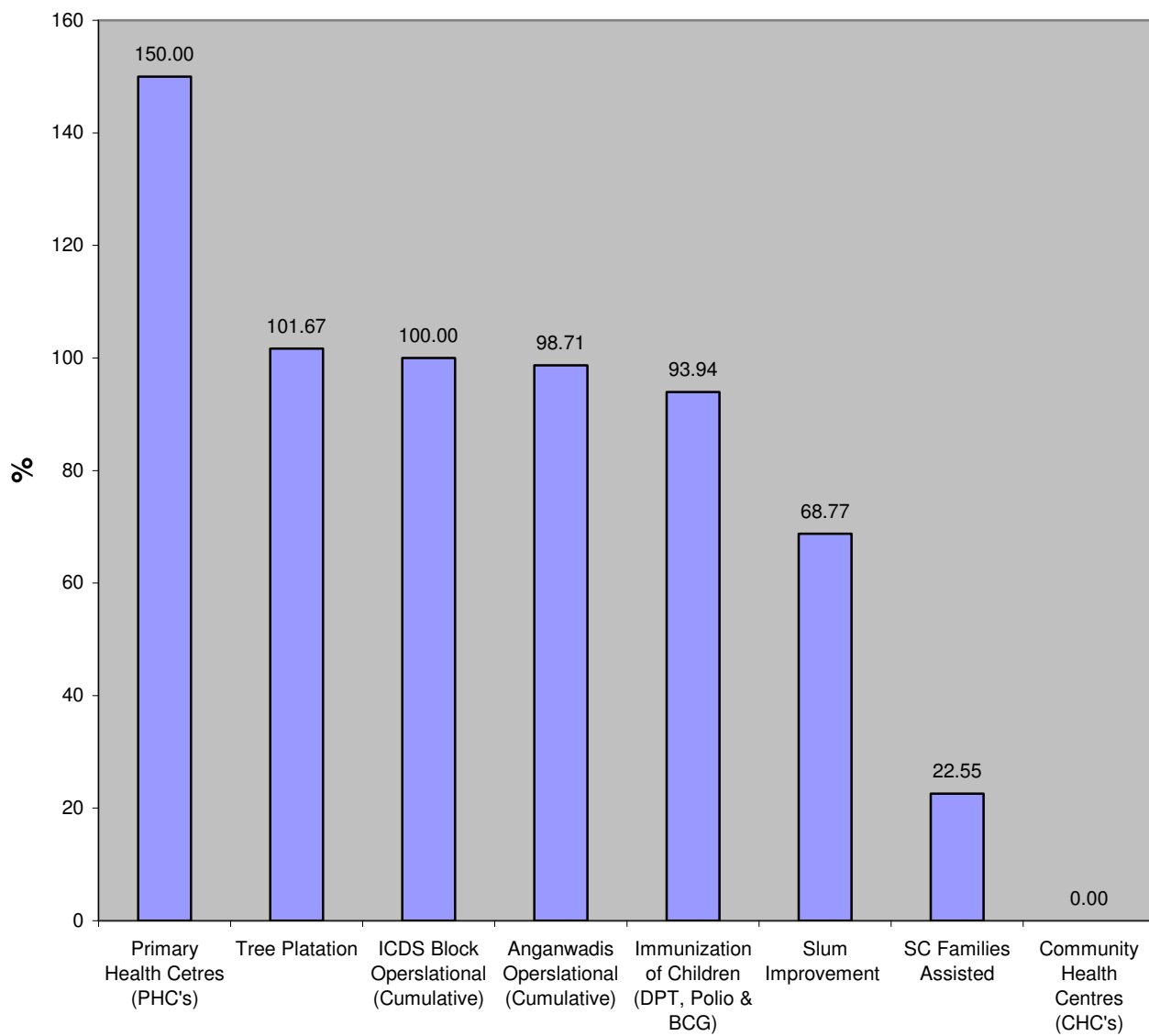


TABLE NO.1**Item -wise targets and achievements during the year 2004-05 and 2005-06**

S.No.	Item	Description	Units	2004-05			2005-06		
				Target	Ach.	% Ach.	Target	Ach.	% Ach.
1	08A	CHCs	Nos	1	-	-	2	-	-
2	08B	PHCs	Nos	6	-	-	6	9	150
3	08D	Immunization of Children DPT, Polio and BCG	No. of infants immunized	262379	231167*	88.10	261606	245760*	93.94
4	09C	ICDS Blocks Operational (Cum.)	No.	29	28	96.55	29	29	100
5	09D	Anganwadis Operational (Cum.)	No.	3902	3842	98.46	3902	3852	98.72
6	11A	SC Families Assisted	No.	4500	1214	26.98	4500	1015	22.55
7	15	Slum Improvement	No. of Persons covered	112500	114093	101.42	112500	77371	68.77
8	16A	Tree Plantation	No.	700000	903599	129.09	1000000	1016718	101.67

*** The lowest of the figure for DPT, Polio and BCG has been taken.**

**%Age Achievements of Targets during 2004-05 & 2005-06
(April to March)**

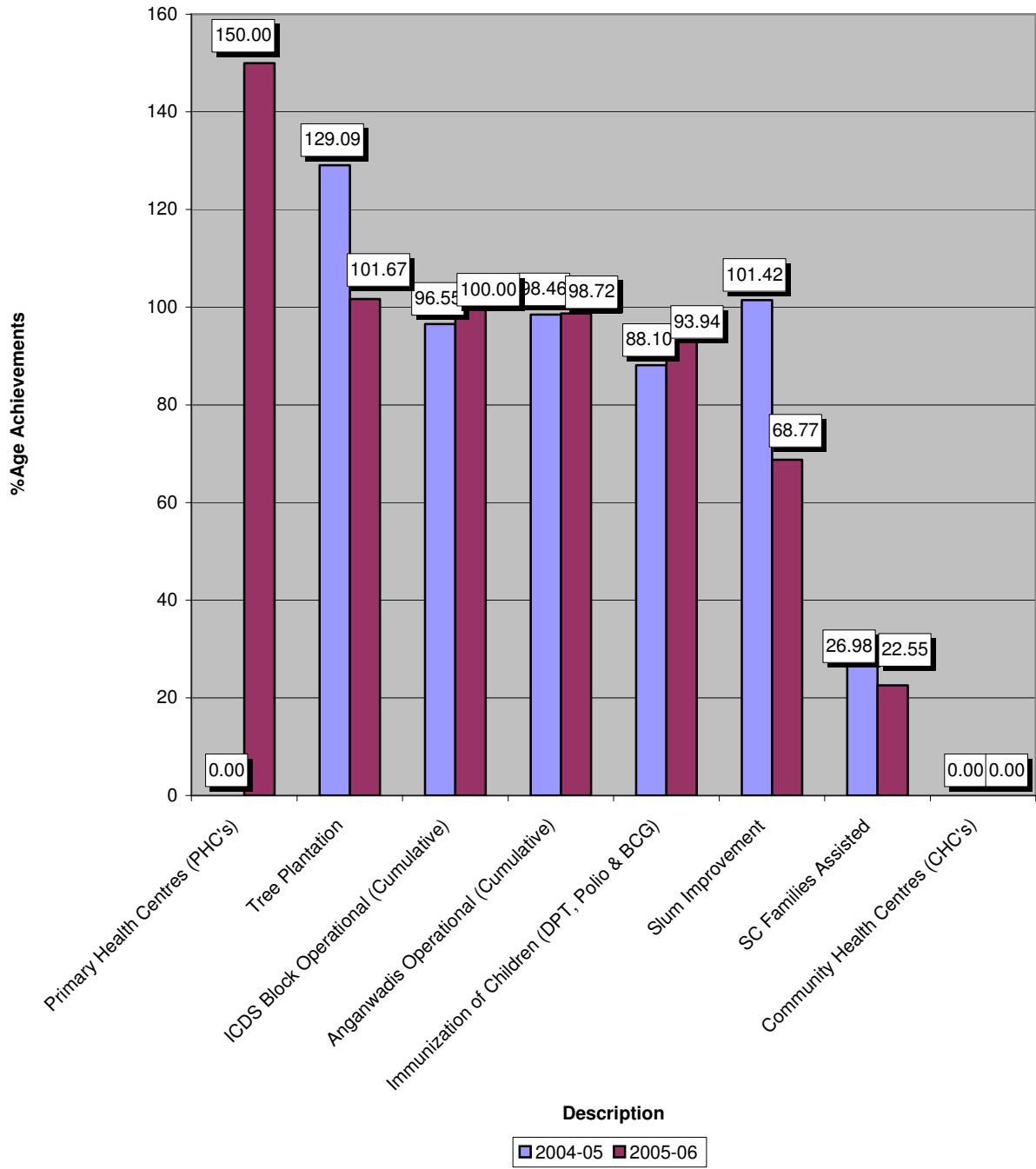


TABLE NO.2

**Comparative performance (in percentage) during April, 2005 to March,06 - All India
Viz-a-Viz Delhi**

Item No.	Description	All India	Delhi
08A	CHCs	69	0
08B	PHCs	117	150
08D	Immunization of Children DPT, Polio and BCG	101	94
09C	ICDS Blocks Operational (Cum.)	102	100
09D	Anganwadis Operational (Cum.)	101	99
11A	SC Families Assisted	132	23
15	Slum Improvement	107	69
16A	Tree Plantation on Pvt. Land	82	102

Comparative Performance of All India & Delhi

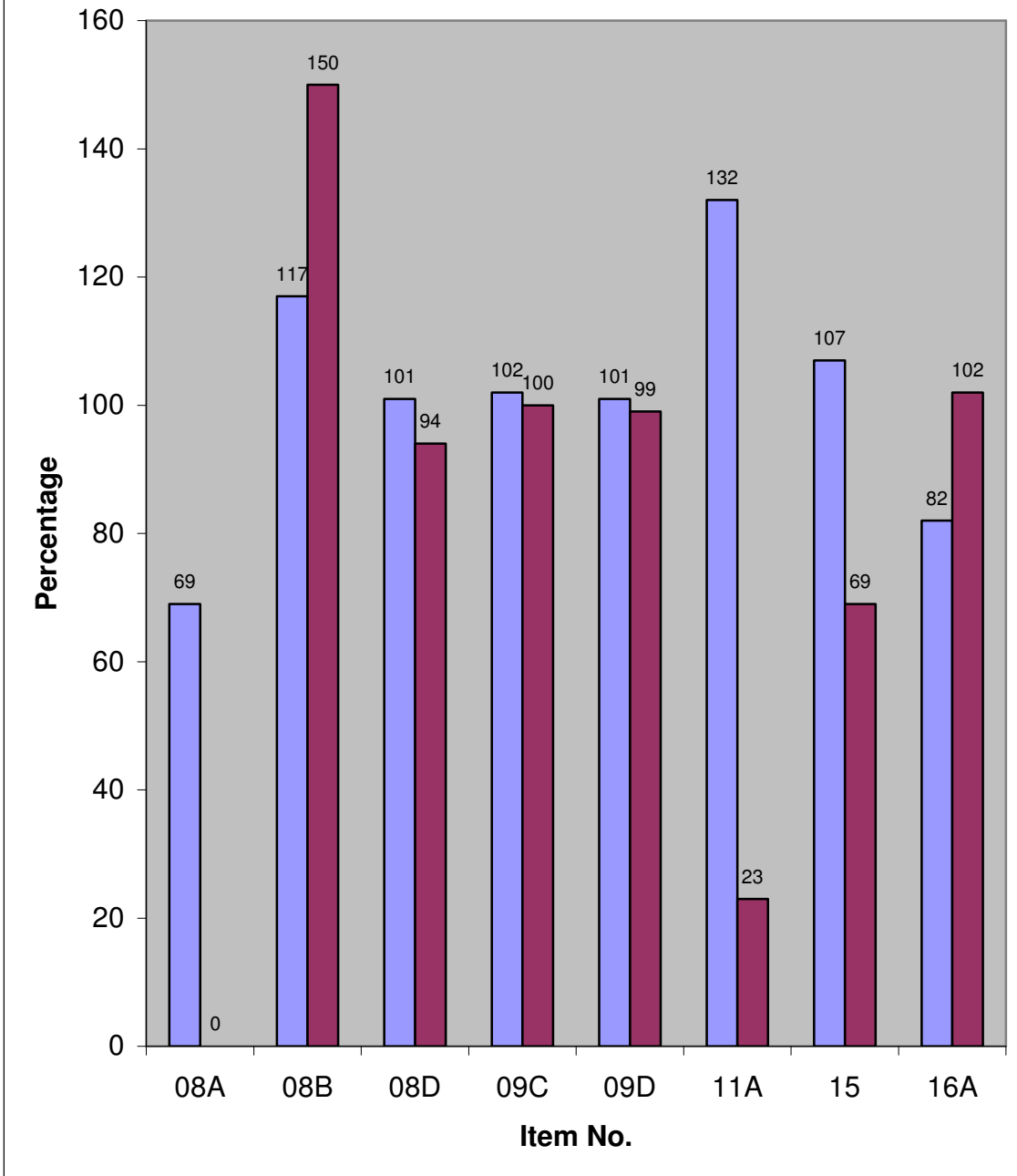
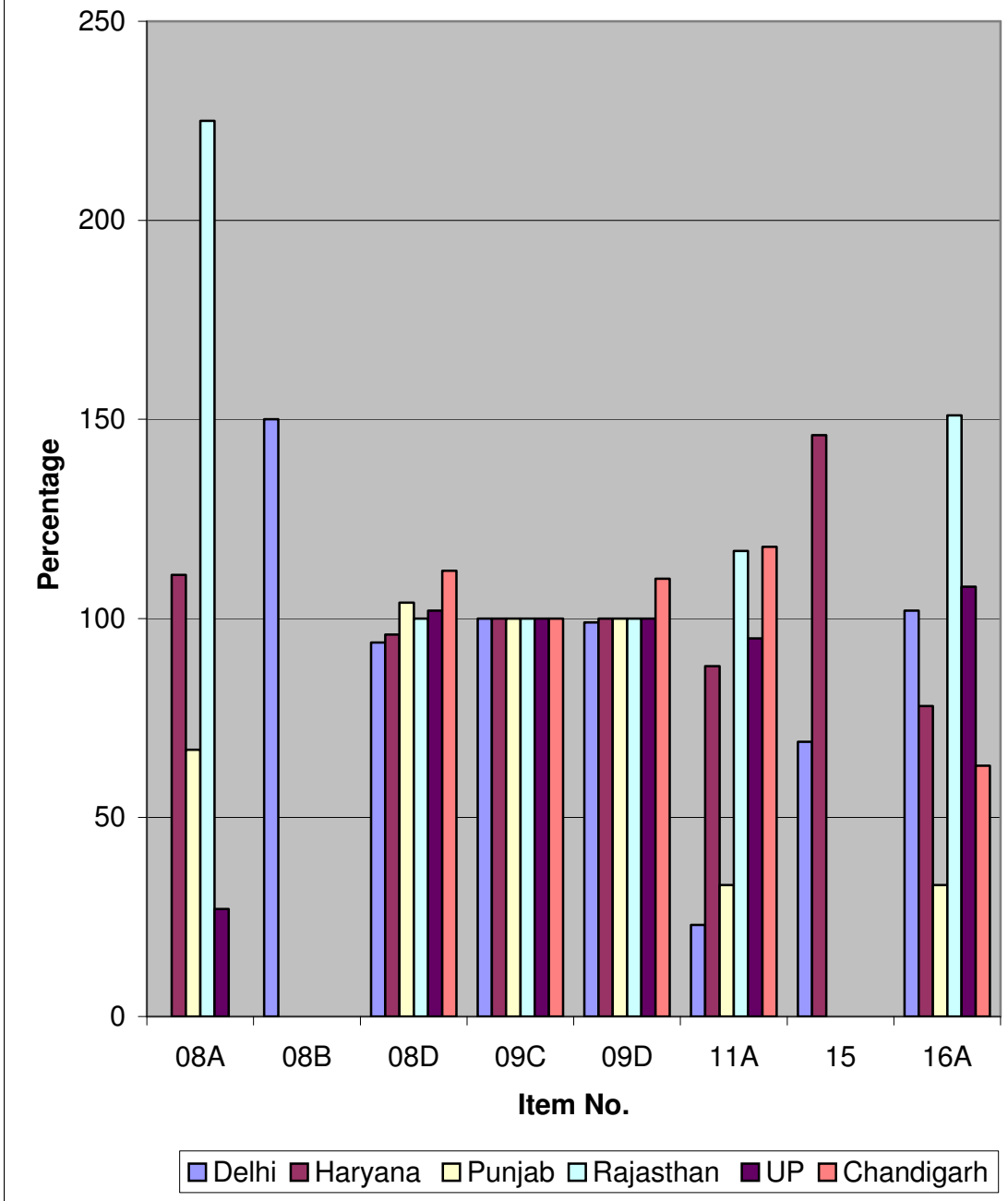


TABLE NO. 3**Comparative performance of Delhi during 2005-06 with neighbouring states
(% achievement)**

Item No.	Description	Delhi	Haryana	Punjab	Rajasthan	UP	Chandigarh
08A	CHCs	0	111	67	225	27	0
08B	PHCs	150	0	0	0	0	0
08D	Immunization of Children * DPT, Polio and BCG	94	96	104	100	102	112
09C	ICDS Blocks Operational (Cum.)	100	100	100	100	100	100
09D	Anganwadis Operational (Cum.)	99	100	100	100	100	110
11A	SC Families Assisted	23	88	33	117	95	118
15	Slum Improvement	69	146	0	0	0	0
16A	Tree Plantation on Pvt Land	102	78	33	151	108	63

Comparative Performance of Delhi & Neighbouring States



PART – II
TWENTY POINT PROGRAMME – 1986
ITEM-WISE PERFORMANCE TABLES

ITEM WISE PERFORMANCE - TABLES

Item No.08A - Community Health Centres (CHC)

	2004-05	2005-06
Target	01	02
Achievement	Nil	Nil
% Achievement	Nil	Nil

Item No.08B - Primary Health Centres (PHC)

	2004-05	2005-06
Target	06	06
Achievement	Nil	9
% Achievement	Nil	150

In view of urban character in Delhi, Primary Health Centres (PHC) / Community Health Centres (CHC) are not applicable here and instead Health Centres (HCs) and M&CW centres are being opened.

In view of this, achievements against the targets of PHC & CHC were Nil during 2004-05. It was decided in the Pr. Secretary (Plg.)'s meeting dated 18.08.2005 that opening of Health Centres would be shown as achievement against the combined target of Primary Health Centre (6) & Community Health Centre (2) for 2005-06. However, the Ministry of Statistics & Programme Implementation, Govt. of India, have shown the opening of Health Centres as achievement against the target for Primary Health Centres and not for Community Health Centres. Accordingly, the achievement against the target of Community Health Centre was nil during 2005-06.

Item No.08D - Immunization of Children

	2004-05			2005-06		
	Target	Achievement	% Achie.	Target	Achievement	% Achie.
DPT	262379	231167	88.10	261606	245760	93.94
Polio		239616	91.32		253287	96.82
BCG		300021	114.34		306849	117.29

The target for immunization of children was 262379 during 2004-05 and the same was slightly reduced to 261606 for 2005-06. Under this programme, immunization of children is made for DPT, Polio and BCG. Here, the Ministry of Statistics and Programme implementation takes figure of minimum immunization under DPT, Polio and BCG as achievement against the target for this item. Accordingly, 231167 children (i.e. 88.10% of the target) were immunized during 2004-05 which increased to 245760 children (i.e. 93.94% of the target) during 2005-06. Thus, there was improvement in the achievement during 2005-06.

Item No.09C - ICDS Blocks Operational (Cumulative)

	2004-05	2005-06
Target	29	29
Achievement	28	29
% Achievement	96.55	100

Item No.09D - Anganwadis Operational (Cumulative)

	2004-05	2005-06
Target	3902	3902
Achievement	3842	3852
% Achievement	98.46	98.72

In the year 1975-76, the Govt. of India sponsored an important scheme for the welfare of children known as “Integrated Child Development Services”(ICDS). Most of the Nutrition Centres set up in the year 1970-71 and onward were merged under the Integrated Child Development Programme as the scheme of ICDS also includes supplementary feeding for children in the age group of 0-6 years and for expectant women and nursing mothers. This supplementary feeding is to consist of 300 calories and 10-12 grams of protein for children between the age of 6 months to 6 years and 500 calories and 20-25 grams of protein to adolescent girls, pregnant and nursing mothers. Malnourished children are to be provided double supplementary feeding.

There were 29 ICDS Blocks functioning in Govt. of NCT of Delhi during 2005-06 to cater to the need of about 5 lacs beneficiaries under supplementary nutrition programme implemented by Deptt. of Social Welfare. Further, a total No.3852 of Anganwadis under 29 ICDS Blocks were functioning during 2005-06.

Achievement of targets in respect of ICDS Block operational was 96.55% in 2004-05 and 100% in 2005-06, whereas the achievement of targets in respect of Anganwadis operational was almost the same say 98.46% in 2004-05 and 98.72% in 2005-06.

Item No.11A - SC Families Assisted

	2004-05			2005-06		
	Target	Achievement	% Achievement	Target	Achievement	% Achievement
Dev. Deptt	50	50	100	50	54	108
Industries	360	575	159.72	247	523	211.74
T.T.E.	350	263	75.14	390	185	47.44
DSCF&D C	3956	326	8.24	3095	253	8.17
Total	4716# 4500*	1214	25.75 α 26.98**	3782# 4500*	1015	26.83 α 22.55**

* Targets fixed by Govt. of India.

Target fixed by the Dte. of Welfare of SC/ST/OBC.

** Percentage achievement shown against the targets fixed by Govt. of India.

α Percentage achievement shown against the target fixed by the Dte. of Welfare of SC/ST/OBC.

The same target of 4500 SC Families was set by the Ministry of Statistics & Programme Implementation for 2004-05 & 2005-06. The achievement was 26.98% in 2004-05 and 22.55% in 2005-06 of the respective target for the year, which achievement is graded as Very Poor.

Item No.15 - Slum Improvement

	2004-05			2005-06		
	Target	Achievement	% Achievement	Target	Achievement	% Achievement
Slum & JJ	112500	114093	101.42	112500	77371	68.77
Total	112500	114093	101.42	112500	77371	68.77

The achievement under Slum Improvement exceeded the target during 2004-05. However, the achievement was 68.77% during 2005-06 mainly due to reduction in allocation of fund under Centrally Assisted Slum Development Programme from Rs. 18 crore assumed at the time of finalizing the target to Rs. 5.38 crore subsequently.

Item No.16A - Tree Plantation on Pvt. Lands

Greening Agency	2004-05			2005-06		
	Target	Achievement	% Achievement	Target	Achievement	% Achiev.
(Forest Deptt.)	330000	291351	88.29	350000	352689	100.77
DDA	168000	157844	93.95	180000	129413	71.90
MCD	160000	163912	102.45	175000	169698	96.97
Eco-Task Force	100000	127500	127.50	130000	130267	100.20
PWD (Hort.)	55000	35909	65.29	70000	26677	38.11
DSIDC	5000	19783	395.66	50000	80000	160.00
Development	25000	31770	127.08	50000	50140	100.28
NDMC	10000	10135	101.35	20000	15213	76.05
CPWD	16000	24390	152.44	20000	19135	95.67
DJB	5000	17827	28.05	20000	22330	111.65
Air port Authority of India	-	1100	-	20000	1475	73.75
I & FCD	5000	10000	200.00	10000	14241	142.41
Delhi Cantonment Board	5000	5164	103.28	10000	5040	50.40
DTC	5000	5624	112.48	6000	400	6.67
Health Deptt.	5000	1290	25.80	5000	-	-
Total	894000 (700000) *	903599	101.07 129.08**	11,16,000 (10,00000) *	10,16,718	91.10 101.67**

* Targets fixed by GOI.

** % achievement shown against the targets fixed by Govt. of India.

The targets fixed by Ministry of Statistics and Programme Implementation, Govt. of India. for Tree Plantation during 2004-05 was 7 lakh which increased to 10 lakh during 2005-06. The achievement exceeded the targets fixed by the Govt. of India for both the years 2004-05 and 2005-06.