

**RECEIPTS OF GOVERNMENT OF DELHI IN 2009-10
(BUDGET ESTIMATES)**

(Rs. in crore)

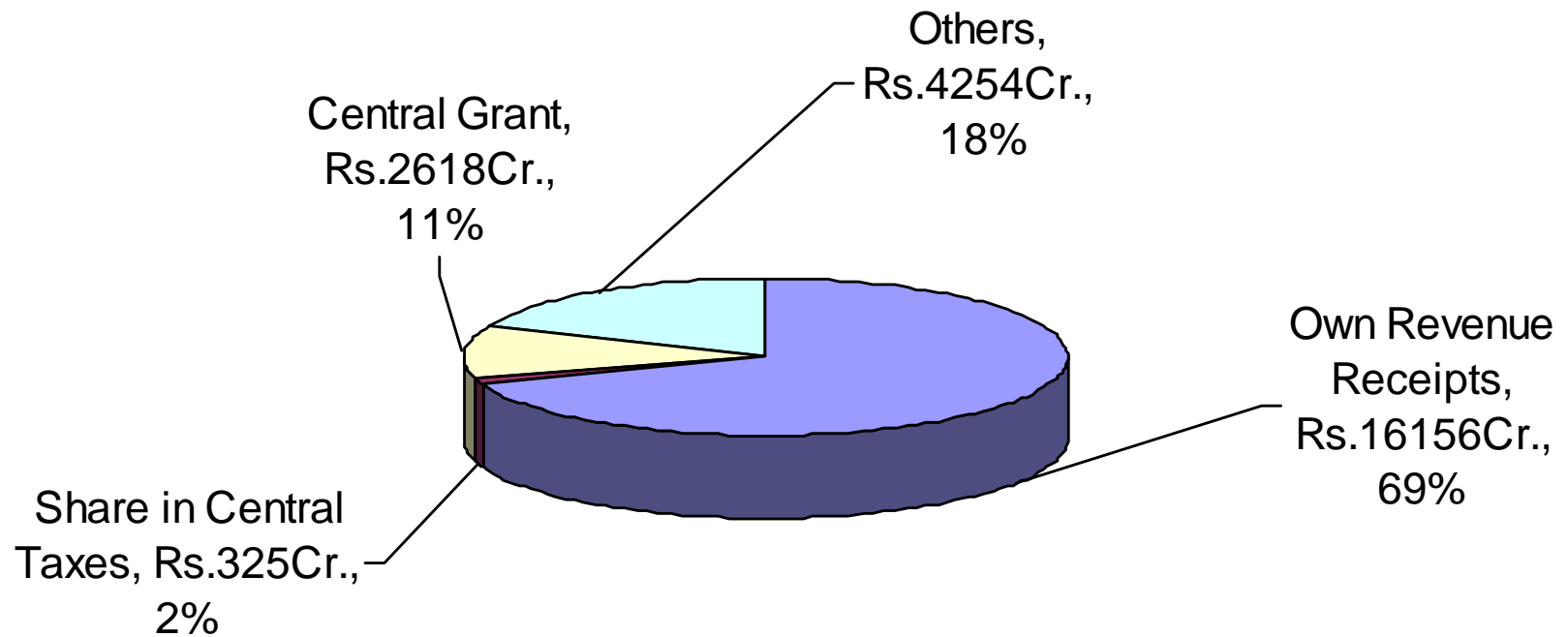
1	2	3
1	Own Tax Revenue	13586
2	Own Non Tax Revenue	2571
3	Share in Central Taxes	325
4	Central Grant	2507
5	Centrally Sponsored Schemes	111
6	Revenue Receipt (1 to 5)	19100
7	Recovery of Loans	318
8	Others	3935
9	Total Receipts(6 to 8)	23353

**EXPENDITURE OF GOVT. OF DELHI IN 2009-10
(BUDGET ESTIMATE)**

(Rs in crore)

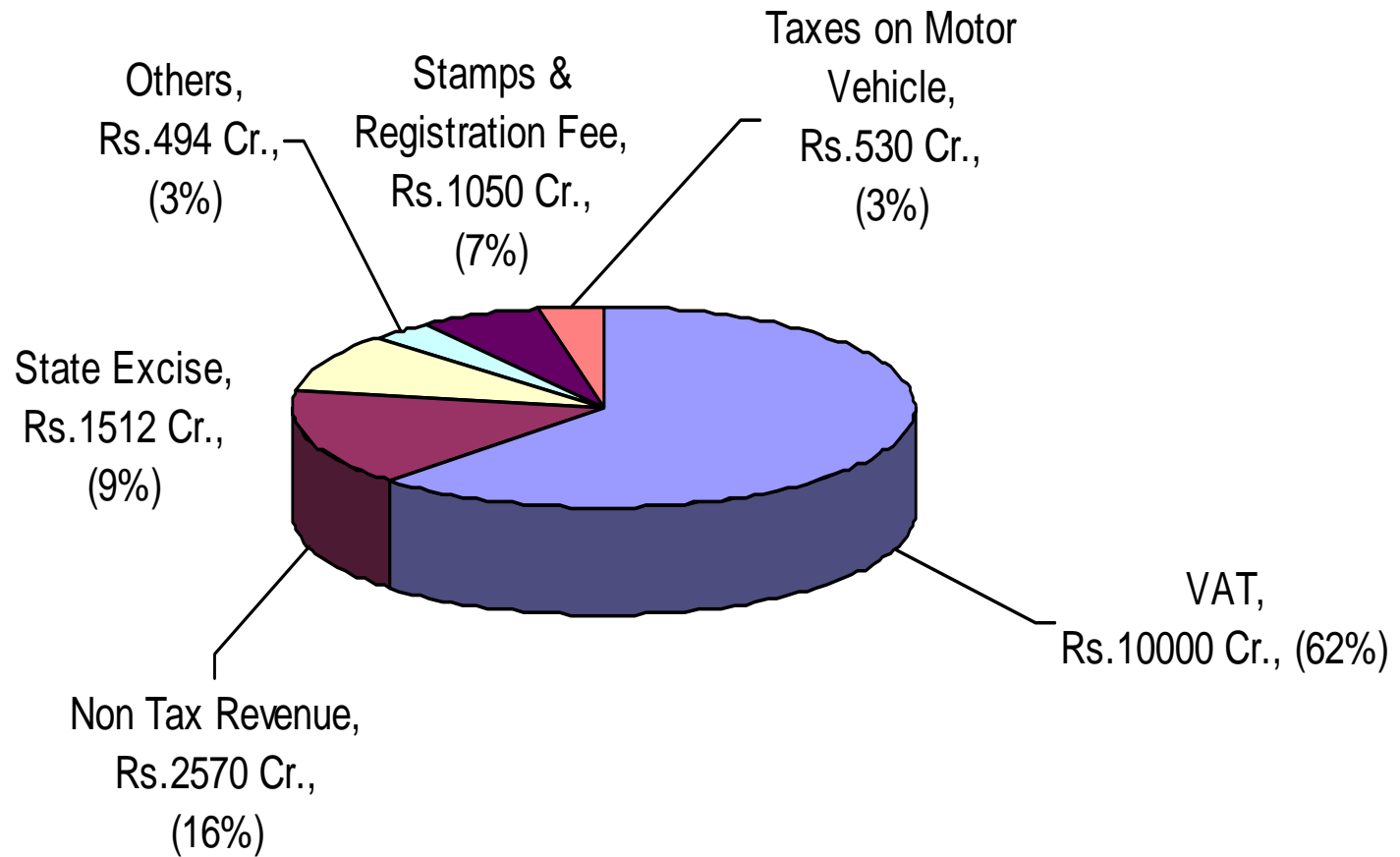
Sl.No.	Item	Plan	Non-Plan	Centrally Sponsored Scheme	Total
1	2	3	4	5	6
1	Revenue	4224	9368	111	13703
2	Capital	5776	3564	0	9340
3	Total	10000	12932	111	23043

Delhi Budget 2009-10
RUPEE COMES FROM
(Total Budgeted Receipts Rs.23353 Crore)



Delhi Budget 2009-10

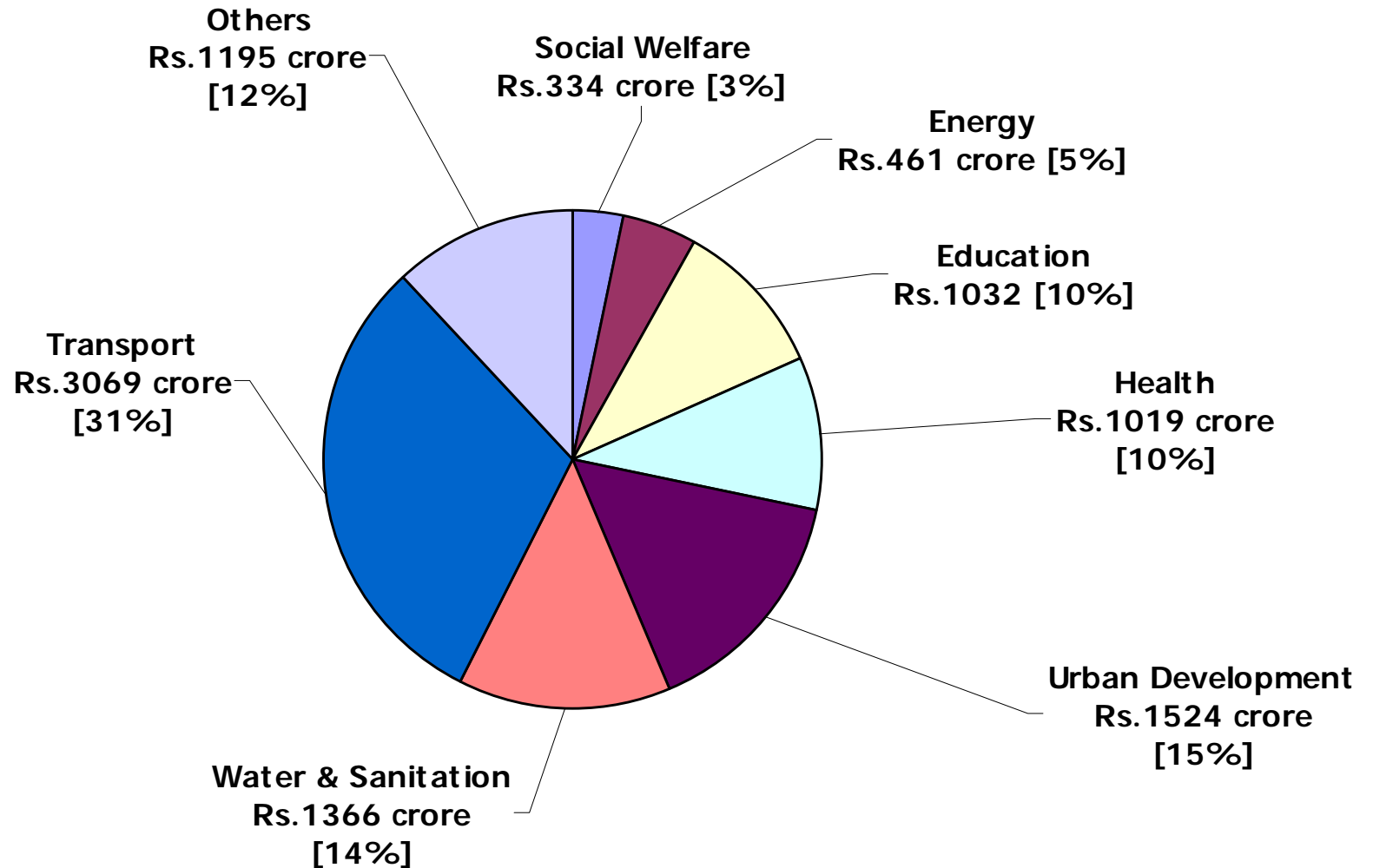
Own Revenue Receipts (Rs.16156 Crore)



Delhi Budget 2009-10

[Rupees Goes To]

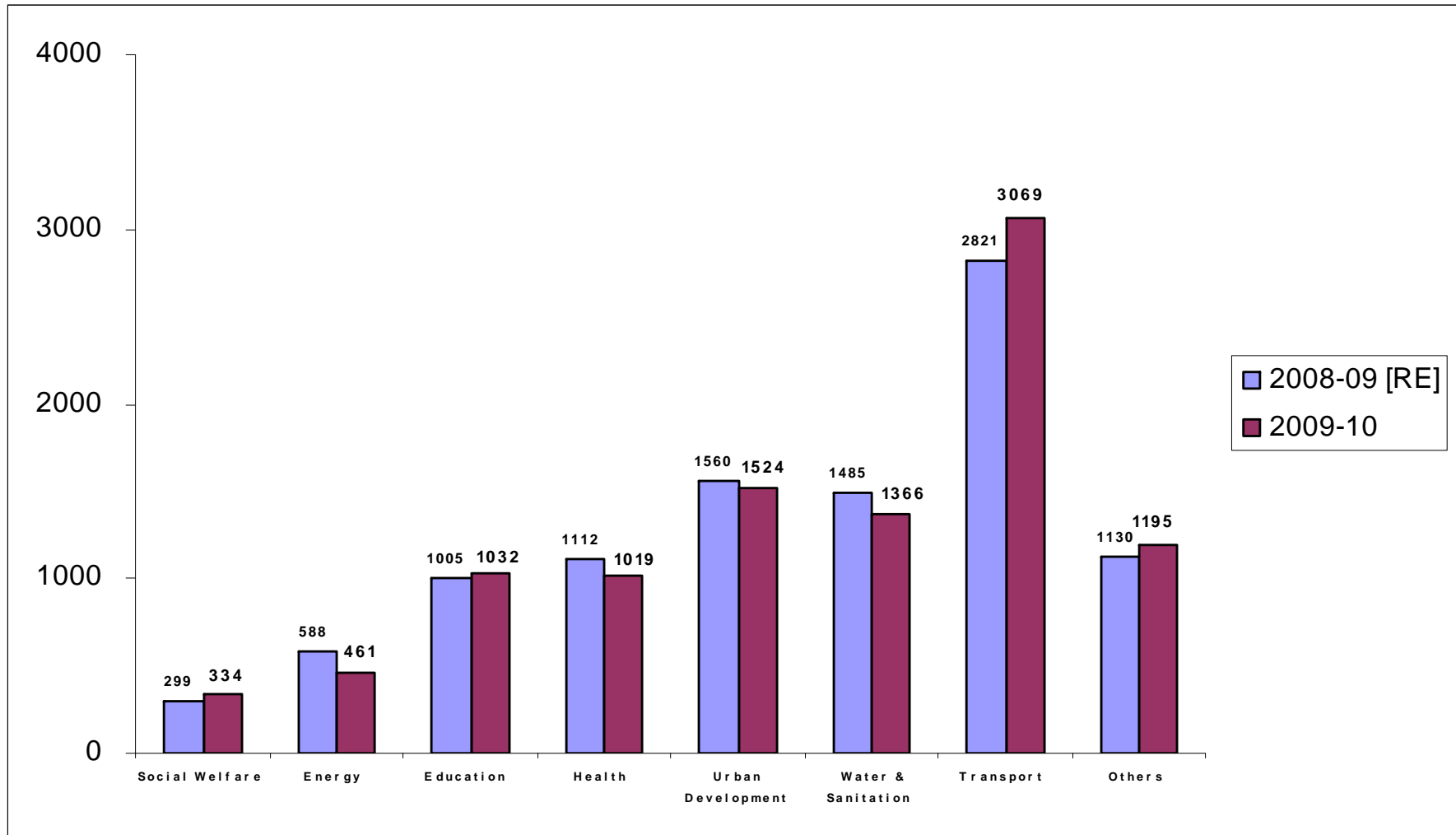
Annual Plan Allocation



Delhi Budget 2009-10

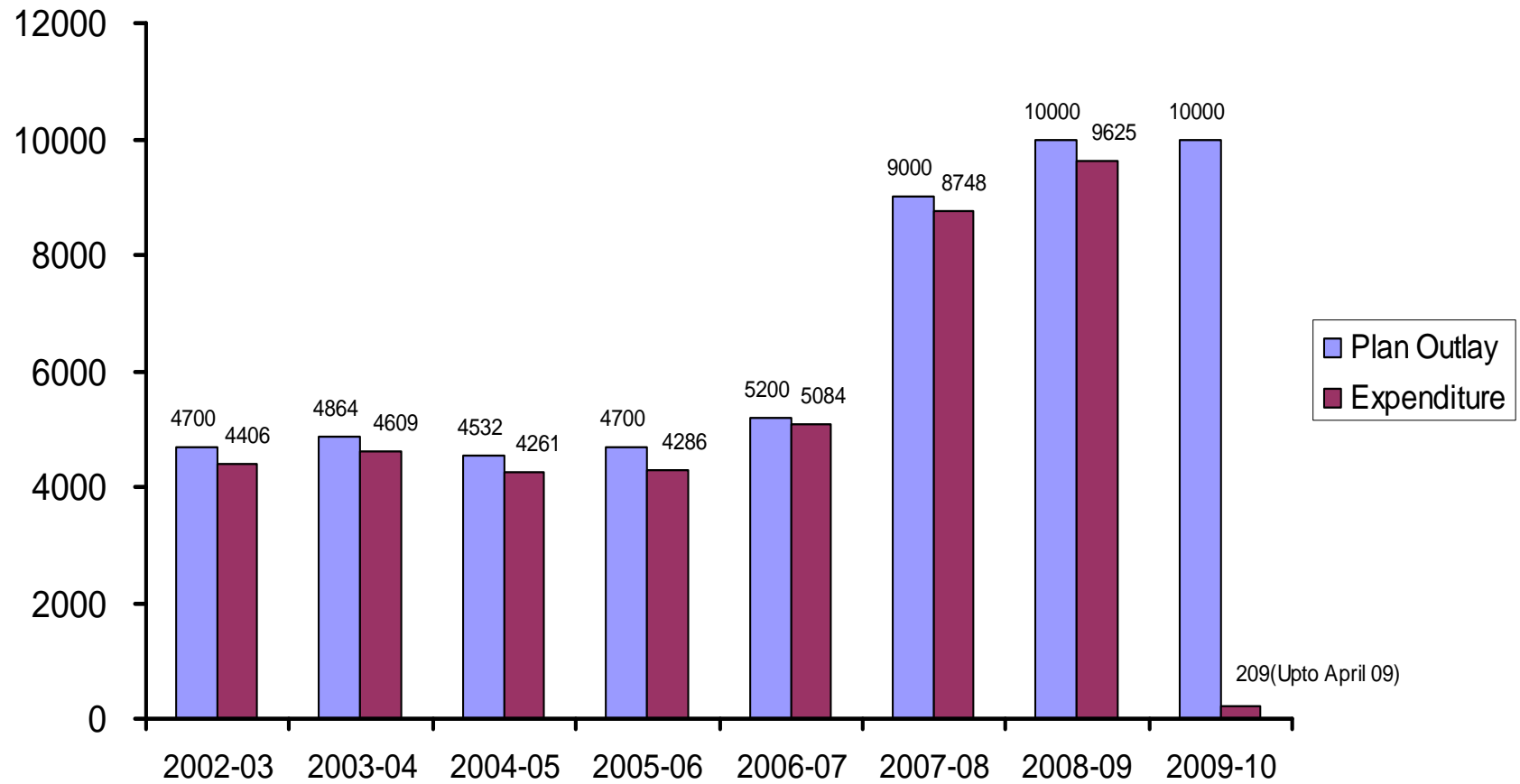
Plan Outlay of Major Sectors under Annual Plan 2008-09 & 2009-10

[Rs. In Crore]



(Rs. In Crore)

Delhi Budget 2009-10 Plan Outlay (R.E.)/Expenditure



Sector Wise Plan Outlay – 2009-10

[Rs. In Crore]

SN	Name of Sector	Approved Outlay 2009-10	% to Total Plan Outlay
1	2	3	4
1	Rural Development	163.10	1.63
2	Minor Irrigation & Flood Control	37.40	0.37
3	Energy	461.00	4.61
4	Industries	47.00	0.47
5	Transport	3068.76	30.69
6	Science Tech. & Environment	129.00	1.29
7	Secretariat Economic Services	1.33	0.01
8	Tourism	5.25	0.05
9	General Education	650.00	6.50
10	Technical Education	115.25	1.15
11	Art & Culture	21.95	0.22
12	Sports & Youth Services	245.10	2.45
13	Medical	974.70	9.75
14	Public Health	44.75	0.45
15	Water Supply & Sanitation	1365.65	13.66

Sector Wise Plan Outlay – 2009-10

[Rs. In Crore]

SN	Name of Sector	Approved Outlay 2009-10	% to Total Plan Outlay
1	2	3	4
16	Housing	160.70	1.61
17	Urban Development	1363.61	13.64
18	Welfare of SC/ST/OBC/Minorities	47.00	0.47
19	Labour & Labour Welfare	15.00	0.15
20	Social Welfare	333.50	3.34
21	Women & Child Welfare	165.00	1.65
22	Nutrition	136.10	1.36
23	Jail	100.00	1.00
24	Public Works	255.35	2.55
25	Other Administrative Services	93.50	0.94
	<u>Total</u>	<u>10000.00</u>	<u>100.00</u>