

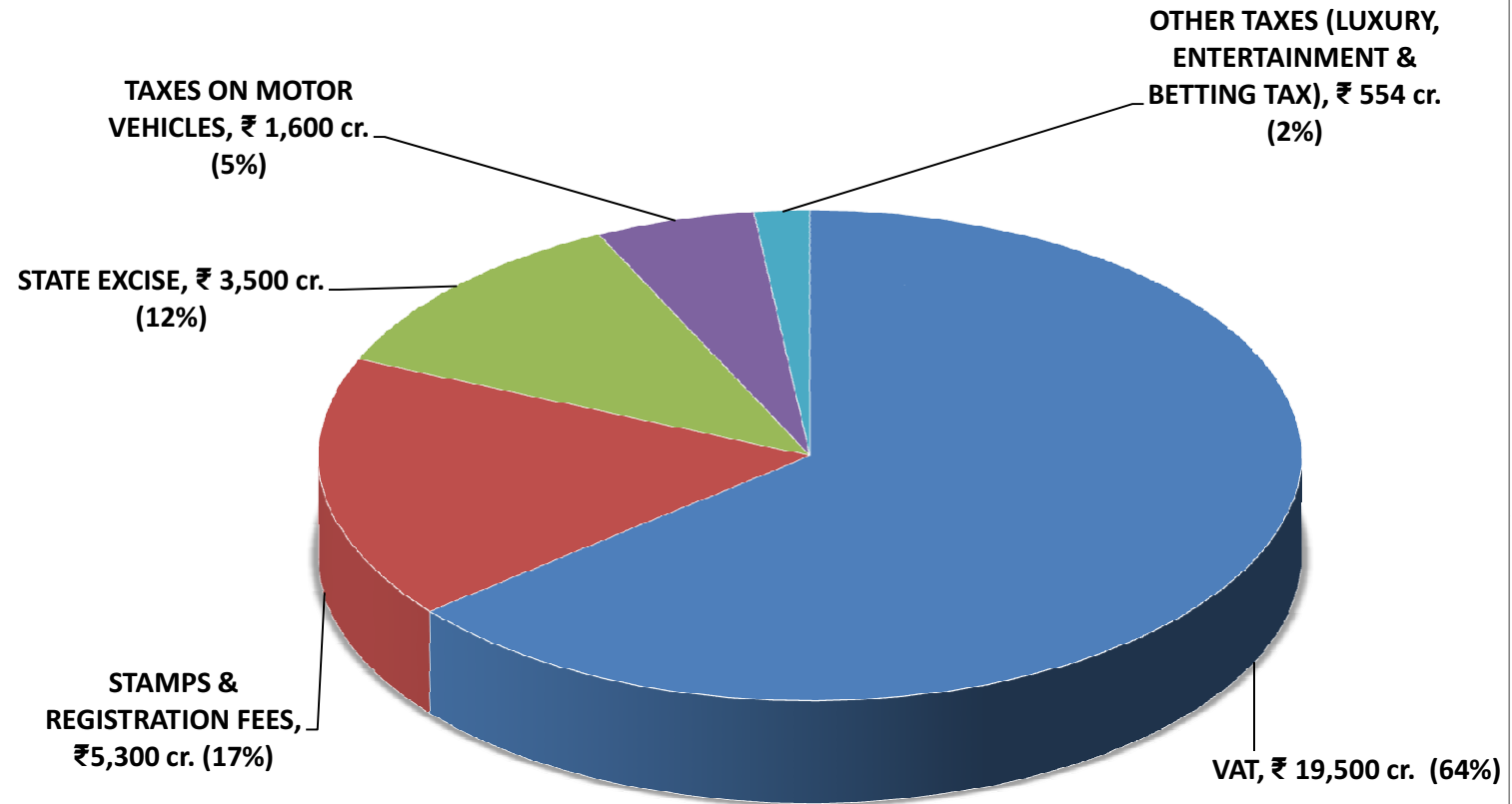
**Budgetary Position of Delhi Government for the Year 2013-14****(₹ in crore)**

<b>Sl. No</b>	<b>I. Sources of Funding</b>	
<b>1.</b>	<b>Tax Revenue</b>	<b>30454.00</b>
a.	VAT	19500.00
b.	Stamps & Registration Fees	5300.00
c.	Taxes on Motor Vehicles	1600.00
d.	State Excise	3500.00
e.	Other Taxes and Duties on Commodities & Services	554.00
(i)	Entertainment Tax	140.00
(ii)	Betting Tax	14.00
(iii)	Luxury Tax	400.00
2.	Own Non Tax Revenue	912.88
3.	Share in Central Tax	325.00
4.	Other Grants from Government of India	802.00
5.	Central Plan Assistance	1143.70
6.	Aid for Centrally Sponsored Schemes	430.00
7.	Recovery of Loans and Advances	787.14
8.	Non-Plan Loan from GOI for Setting Outstanding Liabilities of DESU/DVB	3326.39
	<b>Total Fund</b>	<b>38181.11</b>

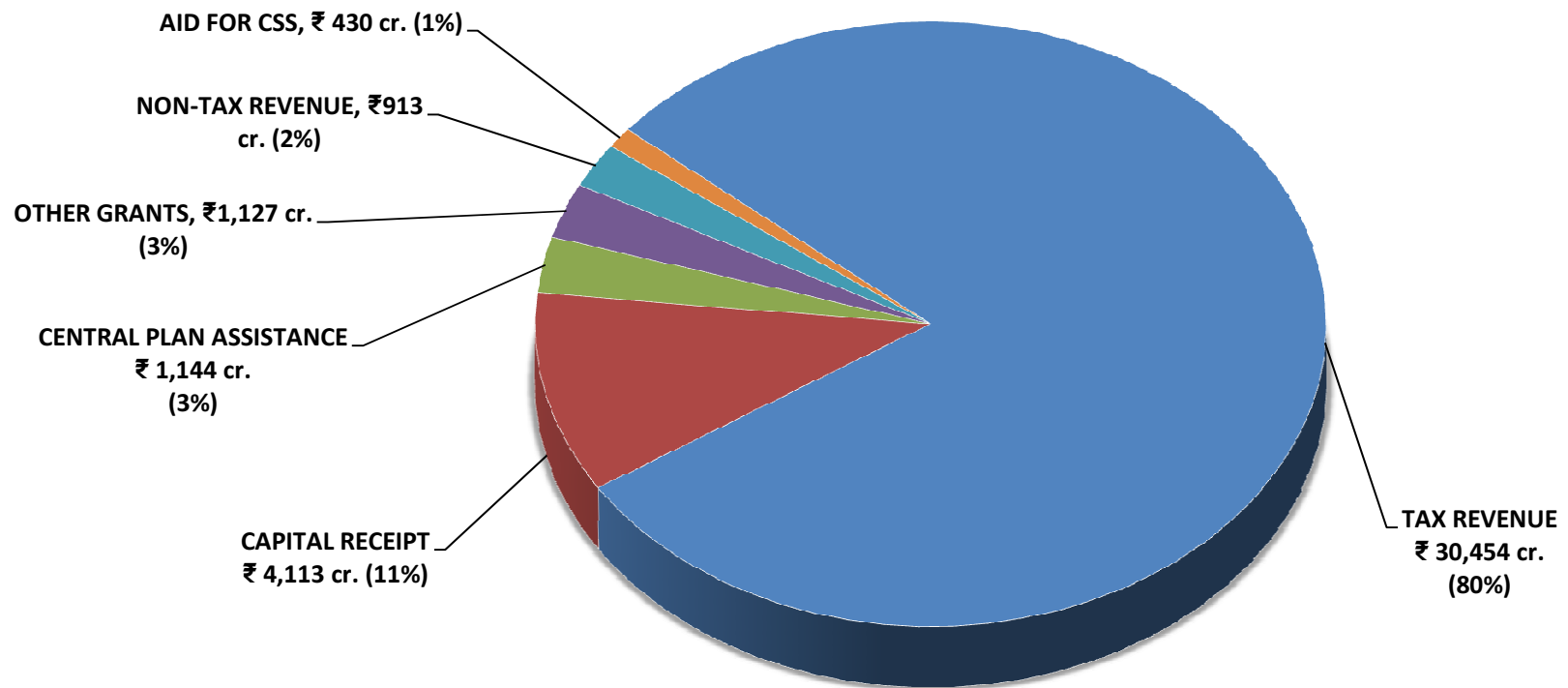
**II. Expenditure Budget**

<b>Sl. No</b>	<b>Items</b>	<b>Plan</b>	<b>Non Plan</b>	<b>CSS</b>	<b>Total</b>
1.	Revenue	8109.33	15838.00	407.37	24354.70
2.	Capital	7890.67	5162.00	42.63	13095.30
<b>3.</b>	<b>Total Expenditure</b>	<b>16000.00</b>	<b>21000.00</b>	<b>450.00</b>	<b>37450.00</b>

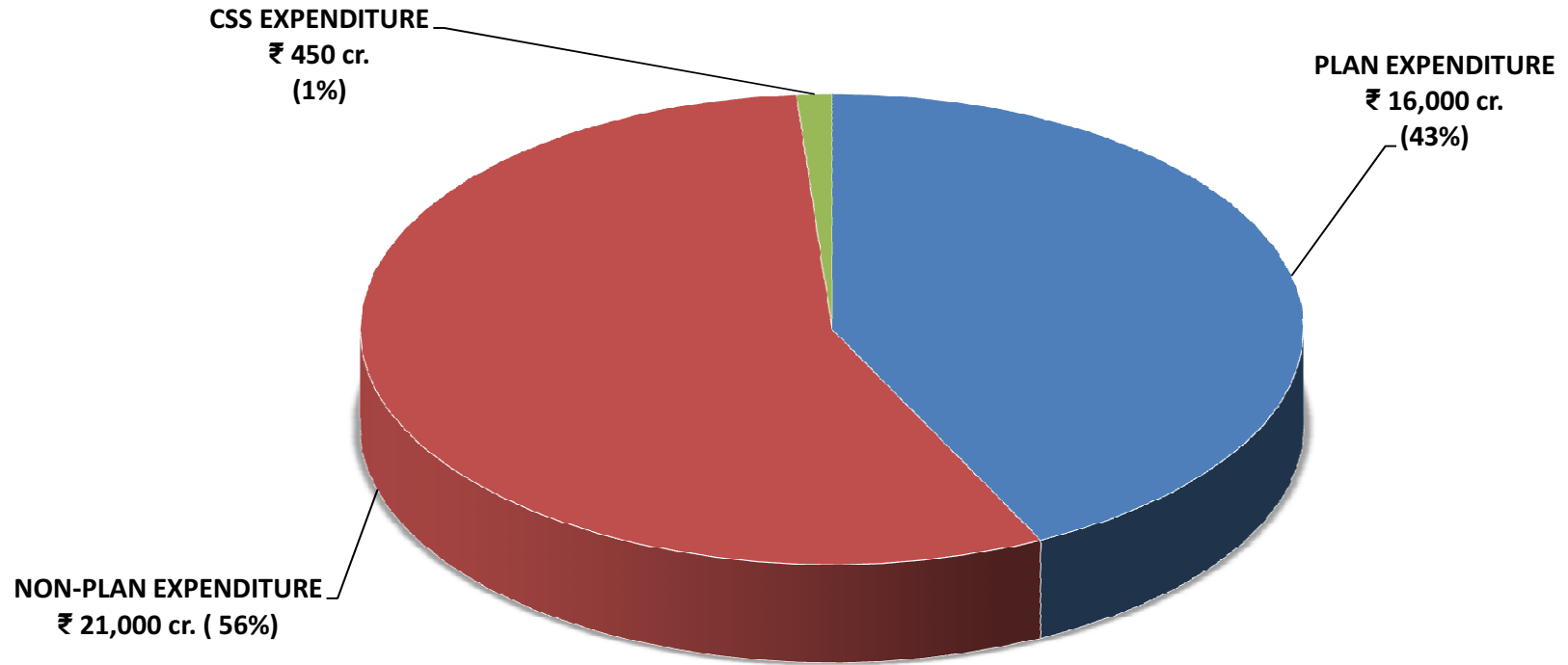
## Delhi Budget 2013-14 Tax Revenue (₹ 30454 crore)



**Delhi Budget 2013-14**  
**Total Budgeted Receipts (₹ 38181 crore)**  
**Rupee Comes from**

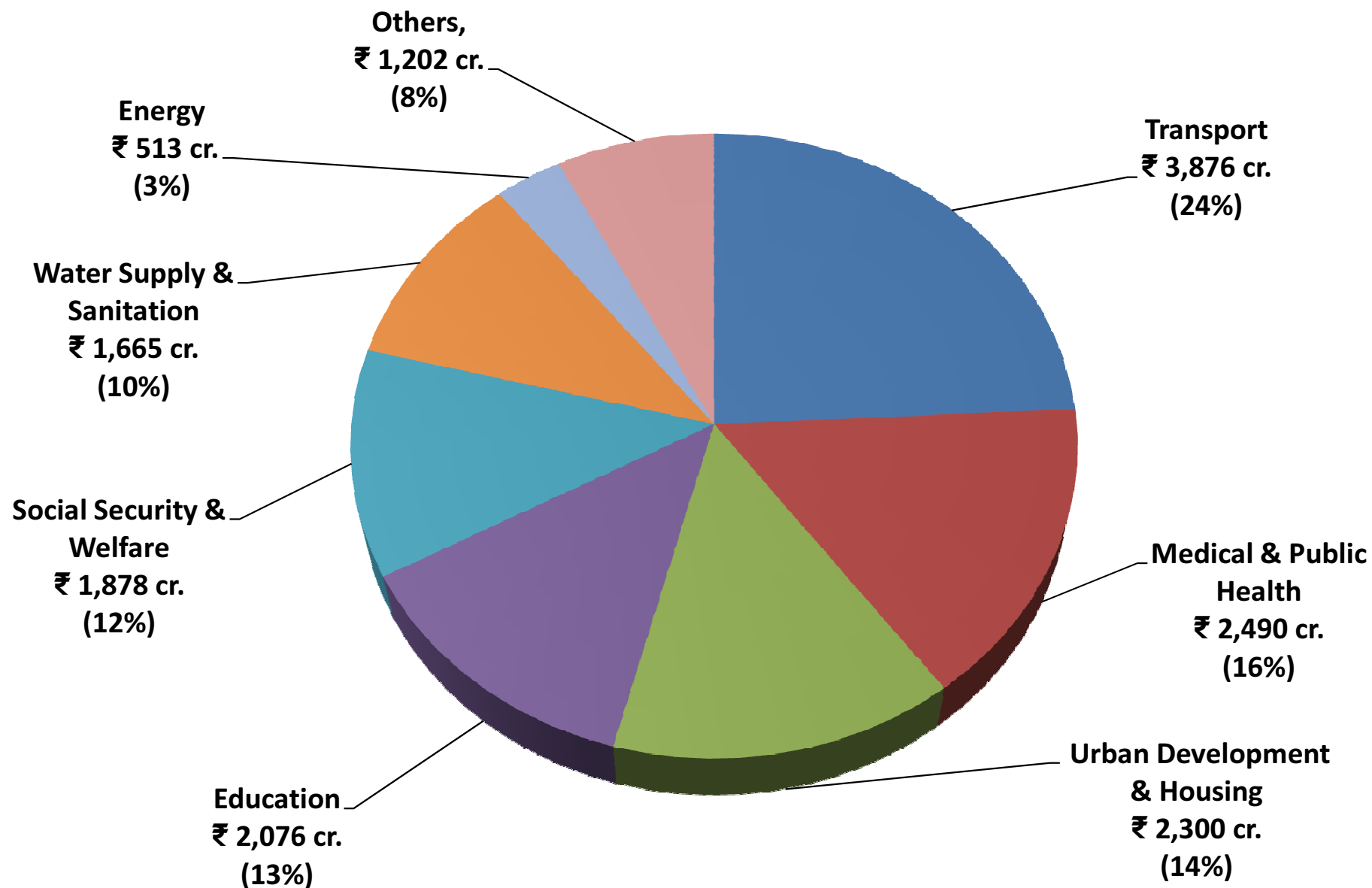


**Delhi Budget 2013-14**  
**Total Budgeted Expenditure (₹ 37450 crore)**  
**Rupee go to**



# Delhi Budget 2013-14

## Annual Plan Allocation [₹ 16000 crore]



**Social Security & Welfare-** SW, WCD, Nutrition, SC/ST/OBC/Minorities, Civil Supply, Labour & Labour Welfare

**Education-** General Education, Technical Education, Art & Culture, Sports & Youth Services

# Sector Wise Plan Outlay 2013-14

[₹ in crore]

S.No.	Sector	Approved Outlay 2013-14	% w.r.t Total Approved Outlay
1	Transport	3876	24.23
2	Medical & Public Health	2490	15.56
3	Water Supply & Sanitation	1665	10.41
4	Urban Development	1840	11.50
5	Housing	460	2.88
6	General Education	1782	11.14
7	Technical Education	199	1.24
8	Art & Culture	65	0.41
9	Sports & Youth Services	30	0.19
10	Energy	513	3.21
11	Social Welfare	746	4.66
12	Women & Child Welfare	388	2.43
13	Welfare of SC/ST/OBC/Minorities	330	2.06
14	Nutrition	147	0.92
15	Civil Supplies	190	1.19
16	Labour & Labour Welfare	77	0.48
17	Rural Development	217	1.36
18	Agriculture & Allied Services	8	0.05
19	Public Works	141	0.88
20	Industries	174	1.09
21	Jail	95	0.59
22	Minor Irrigation & Flood Control	80	0.50
23	Science Tech. & Environment	61	0.38
24	Tourism	21	0.13
25	Other Administrative Services	373	2.33
26	Cooperation	30	0.19
27	Secretariat Economic Services	2	0.01
	<b>Total</b>	<b>16000</b>	<b>100.00</b>